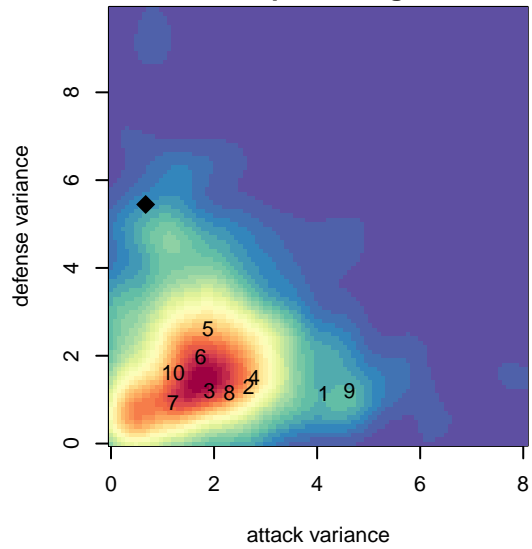
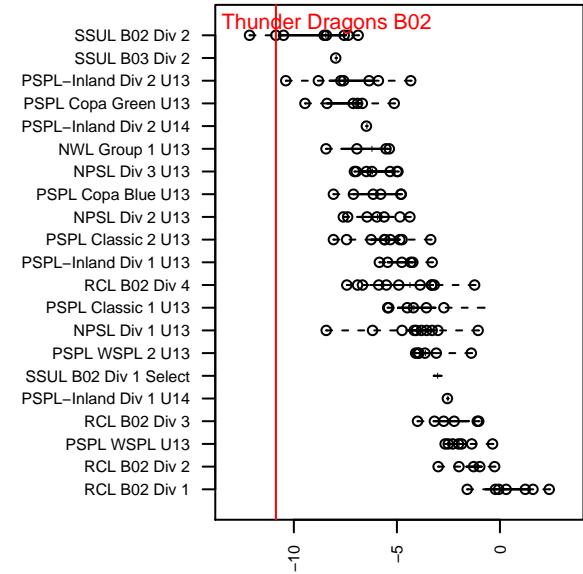
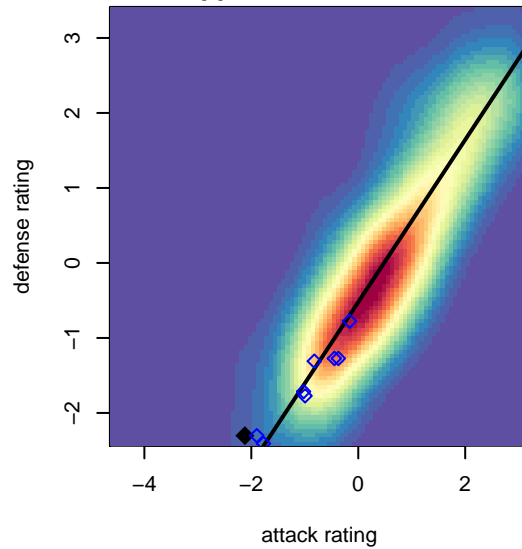


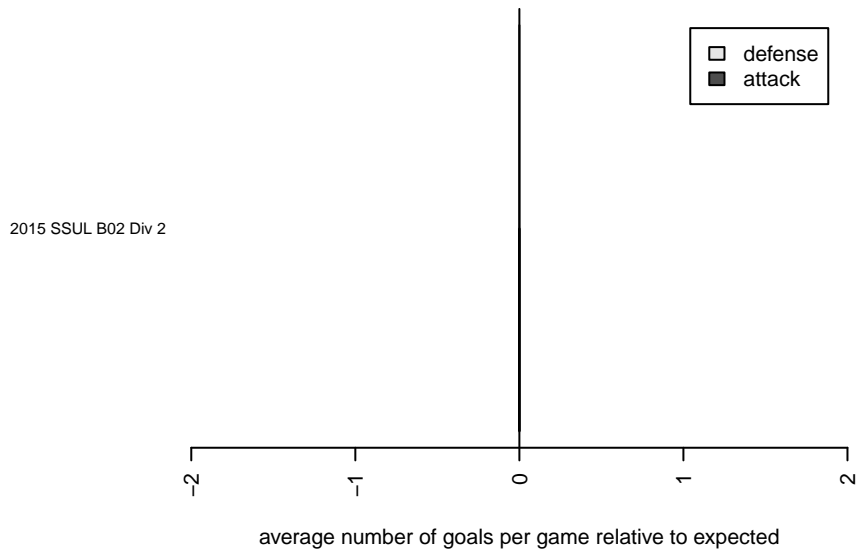
**attack and defense variance (black dot)
relative to other teams
and top 10 in region**



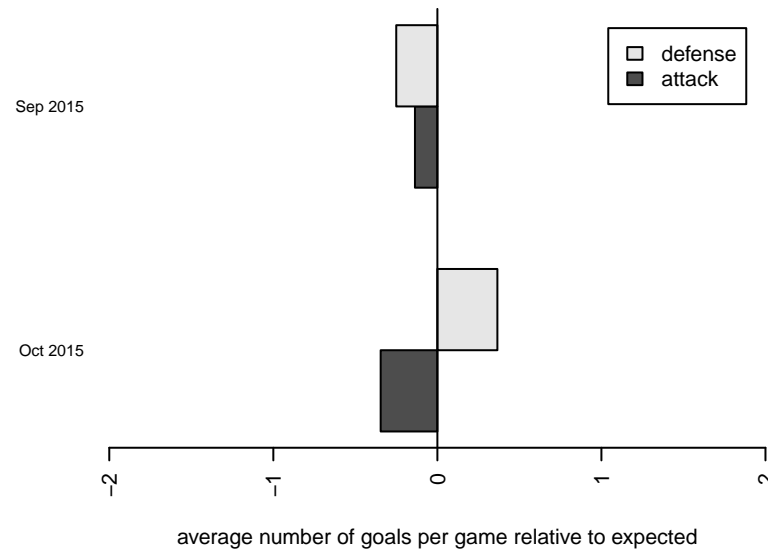
**attack and defense rating
relative to others at age
and all opponents in last 13 months**



Performance relative to 13 month average



Performance relative to 13 month average



date	home		away		venue	pred.home	pred.away
2015-11-14	Southlake Thunder Dragons B02	3	FWFC Chaos B02	2	2015 SSUL B02 Div 2	1.18	1.63
2015-11-07	Southlake Thunder Dragons B02	1	South Tacoma United Xolos B02	4	2015 SSUL B02 Div 2	0.68	3.29
2015-10-31	South Tacoma United Xolos B02	6	Southlake Thunder Dragons B02	1	2015 SSUL B02 Div 2	3.29	0.68
2015-10-24	Southlake Thunder Dragons B02	1	Highlands SC Green Dragons B01	1	2015 SSUL B02 Div 2	1.19	1.46
2015-10-17	CFSC B02	5	Southlake Thunder Dragons B02	0	2015 SSUL B02 Div 2	4.40	0.45
2015-10-10	FWFC Chaos B02	2	Southlake Thunder Dragons B02	0	2015 SSUL B02 Div 2	1.63	1.18
2015-10-03	Southlake Thunder Dragons B02	0	South Tacoma United Torres B03	4	2015 SSUL B02 Div 2	0.23	9.04
2015-09-26	South Tacoma United Milan B03	8	Southlake Thunder Dragons B02	0	2015 SSUL B02 Div 2	5.75	0.42
2015-09-19	Federal Way Wolfpack B02	5	Southlake Thunder Dragons B02	0	2015 SSUL B02 Div 2	3.67	0.58
2015-09-12	MpVSA Strykeforce Navy B02	4	Southlake Thunder Dragons B02	1	2015 SSUL B02 Div 2	6.83	0.41